



FASTENING SOLUTIONS

TWO STOCKING LOCATIONS TO SERVE YOU



715 West Jackson
Kalamazoo, MI 49001
PHONE: 269.345.6896
FAX: 269.345.8440

14359 Meyers Road
Detroit, MI 48227
PHONE: 800.969.6074
PHONE: 313.491.1700
FAX: 313.491.6462

Count on MSI to locate the foremost products to increase your production and to get the job done.

Marshall Sales Inc. only distributes the industries best fastening systems. When it comes to construction fasteners, Simpson Strong-Tie® is our preferred vendor. They have been a leader in structural systems research, testing, and innovation for over 50 years. Their structural building products will certainly meet the job specifications, and will exceed your expectations.




NAILS & STAPLES

HAND-DRIVE NAILS

Simpson Strong-Tie® offers a diverse selection of nails to fit virtually every application. They are available in a variety of materials including aluminum, copper, monel, silicon bronze, and stainless steel. Painted nails are accessible to help match your project.

- ⊕ Common Nails
- ⊕ Box Nails
- ⊕ Fencing Nails
- ⊕ Fiber-Cement Siding Nails
- ⊕ Finishing Nails
- ⊕ Nails with Neoprene-Bonded Washers
- ⊕ Painted Siding Nails
- ⊕ Post and Beam Nails
- ⊕ Pyramid-Head Nails
- ⊕ Shake and Shingle Siding/Roofing Nails
- ⊕ Stainless-Steel Nails
- ⊕ Structural-Connector Nails
- ⊕ Tile and Slating Nails
- ⊕ Washered Sheet-Metal Roofing Nails



COLLATED NAILS

Look to Simpson Strong-Tie® for collated nails to fit your tool and application.

HEAD STYLE

- Casing
- Clipped
- D-Style
- Full Round
- T-Style

SHANK TYPE

- Brad
- Micro Pin
- Ring
- Screw
- Smooth

COLLATION MATERIAL

- Adhesive
- Inserted Plastic Coil
- Paper Tape
- Plastic Strip
- Wire Coil
- Wire Weld

COLLATED STAPLES

Designed to fit your tools and fasten in most applications. Staples are available in 22 - 15½ Gauge with a crown from ½" to 1". For tongue-and-groove flooring and decking T/L series flooring cleats are available.

HAND-DRIVE SCREWS

Dexxter®



Specially designed decking screw to reduce "mushrooming" in composite deck construction. This screw has a small head for less visible fastening. Available in a variety of painted colors to match most popular composite decking.

Composi-Lok®



Designed with shaft wings to provide a quality deck board installation.

TRADITIONAL SCREWS

Aside from their innovative proprietary screw designs, Simpson Strong-Tie® also has an comprehensive selection of traditional screws. The below styles can be combined to create the screw you need.

THREAD STYLES



HEAD STYLES



STRONG-DRIVE® STRUCTURAL SCREWS

With their great success in the structural connector industry, Simpson Strong-Tie, inevitably created a fastener to match. The Strong-Drive line of structural screws are a prime choice for high-strength applications.

Strong-Drive SDS®



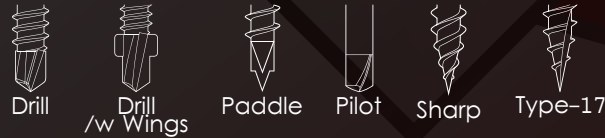
1/4" diameter high-strength structural wood screw for connector installations as well as wood-to-wood applications. Available in Double-Barrier Coating and 316 Stainless-steel, in lengths from 1 ½" - 8".

Strong-Drive SDW®



0.22" diameter high-strength structural wood screw with a large washer head and short thread length. This screw is designed for fastening plated trusses, engineered-lumber, and solid-sawn lumber.

POINT STYLES



MARSHALL SALES INC.

DBB
Detroit Based Business

DHB
Detroit Headquartered Business

DSB
Detroit Small Business

SBE
Small Business Enterprise

WBENC
Women's Business Enterprise

Certified:
ISO9001:2008
ISO14001:2004



YOUR FULL LINE FASTENER
SOURCE FOR BRANDS YOU
KNOW AND TRUST

FASTENING SYSTEMS

QUIK-DRIVE® SYSTEMS

These specially designed systems are built to meet the demand of repetitive fastening. Simpson Strong-Tie® has put forth extensive research to create professional-quality tool systems. They feature an auto-feed attachment that eliminates the need for handling of individual fasteners.



FASTENERS


QUIK-DRIVE® collated screws are designed to perform problem-free in QUIK-DRIVE® systems. There are collated screws ready for nearly any application, including 21 different colors for roofing and siding.

ADJUSTABLE COUNTERSINK

Allows user to set depth of penetration to help reduce over-driving, while increasing speed and repeatability.



Optional extensions are available to increase installation speed and decrease user fatigue.



NOSEPIECE VERSATILITY


There are a variety of nosepieces available to increase productivity on different applications.

APPLICATIONS

Backerboard	Steel Framing/Stitching
Crating	Steel Decking/Stitching
Deck/Dock	Subfloor/Sheathing
Drywall	Tile Roofing
Fiber-Cement Siding	Trailer Flooring
Fiberglass-Backed Gypsum	Truck Beds
Metal Roofing	Truss Ply Fastening
Nailer/Ledgers on Steel	Underlayment

CONNECTORS

Simpson Strong-Tie® offers an extensive selection of connectors for wood-wood and wood-concrete. They offer a connector for nearly every application, including connectors for seismic and hurricane environments. Most connectors are finished with a zinc galvanizing, but to increase the corrosion resistance a hot-dipped galvanized is also offered. For maximum corrosion resistance look to stainless-steel connectors that offer high durability in corrosive environments.



ANCHORING SYSTEMS

MECHANICAL ANCHORING SYSTEMS

STRONG-BOLT® 2

This next-generation wedge anchor achieved a category 1 anchor for performance in cracked concrete under seismic loading. Ideal for hanging pipes, struts, equipment anchorage, and other overhead fixtures.



TORQ-CUT™

Heavy-duty, high-capacity self-undercutting screw anchor that provides superior load carrying capacity.



TITEN HD®

High-strength screw anchor for indoor concrete and masonry structural applications. Also available with a specially designed head that accepts threaded rod.



Sleeve-All®

Pre-assembled expanding sleeve anchors for use in all types of base material. Available in acorn, hex, flat, rod coupler, or round head styles.



TITEN®

Hardened screw for attaching components to concrete and masonry. Available in corrosion resistant stainless steel.



ADHESIVE ANCHORING SYSTEMS

EPOXY- A full lineup of economical construction anchoring solutions.

ACRYLIC- Versatile compounds continue to function in wet and freezing conditions.

CRACK REPAIR- Efficient solutions for professional concrete repair.



GAS & POWDER

GCN-MEP:

The GCN-MEP provides the user the ability to quickly fasten a variety of pre-assembled MEP fasteners. An optional magazine kit allows the MEP to fire GDP Strip Pins.



Select from over 10 different powder actuated tools to fit any type of high-speed fastening need. Once you have your tool you can choose from dozens of powder actuated fasteners, from rod hangers to threaded studs.



MSI

14359 Meyers Rd
Detroit, MI 48227

(800) 969-6074
(313) 491-1700

FAX: (313) 491-6462

Marilyn Loacano

(OUTSIDE SALES)

CELL: (734) 658 - 0929
mloacano@marshallsales.com

Gary Mackey

(INSIDE CONSTRUCTION SALES)
gmackey@marshallsales.com

**CONTACT
US TODAY**

For more information call or email us today to find out about MSI's products and services. We offer Tool Repair, Inventory Management, Custom Fasteners, and an extended selection of products.

WWW.MARSHALLSALES.COM